







## Publisher Correction: Plant phenology changes and drivers on the Qinghai–Tibetan Plateau

Miaogen Shen , Shiping Wang , Nan Jiang, Jianping Sun, Ruyin Cao, Xiaofang Ling, Bo Fang, Lei Zhang, Lihao Zhang, Xiyan Xu , Wangwang Lv, Baolin Li, Qingling Sun, Fandong Meng, Yuhao Jiang, Tsechoe Dorji, Yongshuo Fu, Amy Iler, Yann Vitasse, Heidi Steltzer, Zhenming Ji, Wenwu Zhao , Shilong Piao  and Bojie Fu 

Correction to: *Nature Reviews Earth & Environment* <https://doi.org/10.1038/s43017-022-00317-5>, published online 26 July 2022.

In the version of the article initially published, there were errors in the Fig. 2b top graph y-axis unit labels (corrected to read “0, –2, –4” from “2, 0, –2”), in the Fig. 2c top graph y-axis unit orientation (“0” should appear alongside the dashed line) and in the Fig. 2d top graph y-axis units (corrected to read “2, 1, 0” from “0, –1, –2”). In the Fig. 2d x axis, “50” has been restored below the left-hand tick mark. Further, minus signs were restored to the Fig. 7a,c left-hand x-axis unit labels, and the single asterisk replaces a “+” symbol in the Fig. 7 caption, denoting  $P < 0.10$ . The errors have been corrected in the HTML and PDF versions of the article.

<https://doi.org/10.1038/s43017-022-00340-6> | Published online 12 August 2022

© Springer Nature Limited 2022